

City of Austell GENERAL FUND (100)

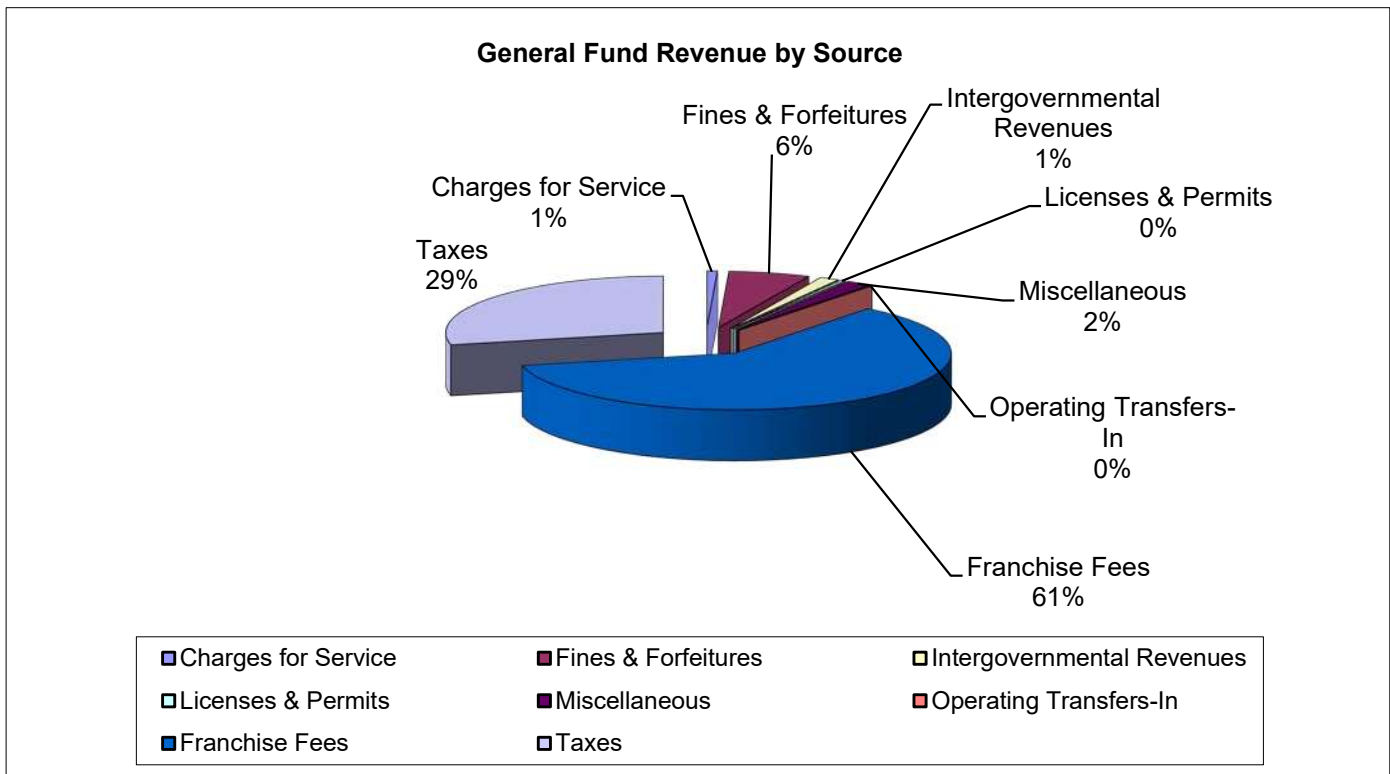
Description

The General Fund supports a majority of the City's basic services ranging from general governmental to public safety.

Overview

A. Revenue

The revenue recorded in the General Fund comes from property taxes, franchise fees, licenses & permits, fines & forfeitures, and other charges for service.



City of Austell
GENERAL FUND (100)

REVENUE

	2016-17	2017-18	Net
	Fiscal Budget	Fiscal Budget	Change
Taxes			
31.1100 REAL PROPERTY-CURRENT YR	475,000.00	503,500.00	28,500.00
31.1310 MOTOR VEHICLE	125,000.00	150,000.00	25,000.00
31.1320 MOBILE HOME	500.00	500.00	0.00
31.1340 INTANGIBLES (REG & RECORD	7,500.00	7,500.00	0.00
31.1350 RAILROAD EQUIPMENT	3,000.00	3,000.00	0.00
31.1600 REAL ESTATE TRANS(INTANGI	2,000.00	2,000.00	0.00
31.1710 ELECTRIC	540,000.00	540,000.00	0.00
31.1750 TELEVISION CABLE	63,000.00	63,000.00	0.00
31.1760 TELEPHONE	50,000.00	50,000.00	0.00
31.3100 LOCAL OPTION SALE/USE TAX	54,000.00	54,000.00	0.00
31.4210 BEER TAX	100,000.00	100,000.00	0.00
31.4220 WINE TAX	11,000.00	11,000.00	0.00
31.4230 LIQUOR TAX	21,000.00	21,000.00	0.00
31.6100 BUSINESS & OCCUPATION TAX	105,000.00	130,000.00	25,000.00
31.6200 INSURANCE PREMIUM TAX	350,000.00	400,000.00	50,000.00
31.9110 REAL PROPERTY PEN & INT	4,300.00	4,300.00	0.00
Total Taxes	1,911,300.00	2,039,800.00	128,500.00
Franchise Fees			
31.1730 GAS	4,000,000.00	4,365,000.00	365,000.00
Total Franchise Fees	4,000,000.00	4,365,000.00	365,000.00
License & Permits			
32.2210 ZONING & LAND USE	1,375.00	1,375.00	0.00
32.2230 SIGN	500.00	500.00	0.00
32.2990 OTHER	0.00	0.00	0.00
32.3120 BUILDING INSPECTION	20,000.00	20,000.00	0.00
32.3130 PLUMBING INSPECTION	1,000.00	1,000.00	0.00
32.3140 ELECTRICAL INSPECTION	900.00	900.00	0.00
32.3160 AIR CONDITIONING INSPECT	600.00	600.00	0.00
32.3900 OTHER	0.00	0.00	0.00
32.4100 BUSINESS LICENSE PENALTY	200.00	200.00	0.00
Total License & Permits	24,575.00	24,575.00	0.00

City of Austell
GENERAL FUND (100)

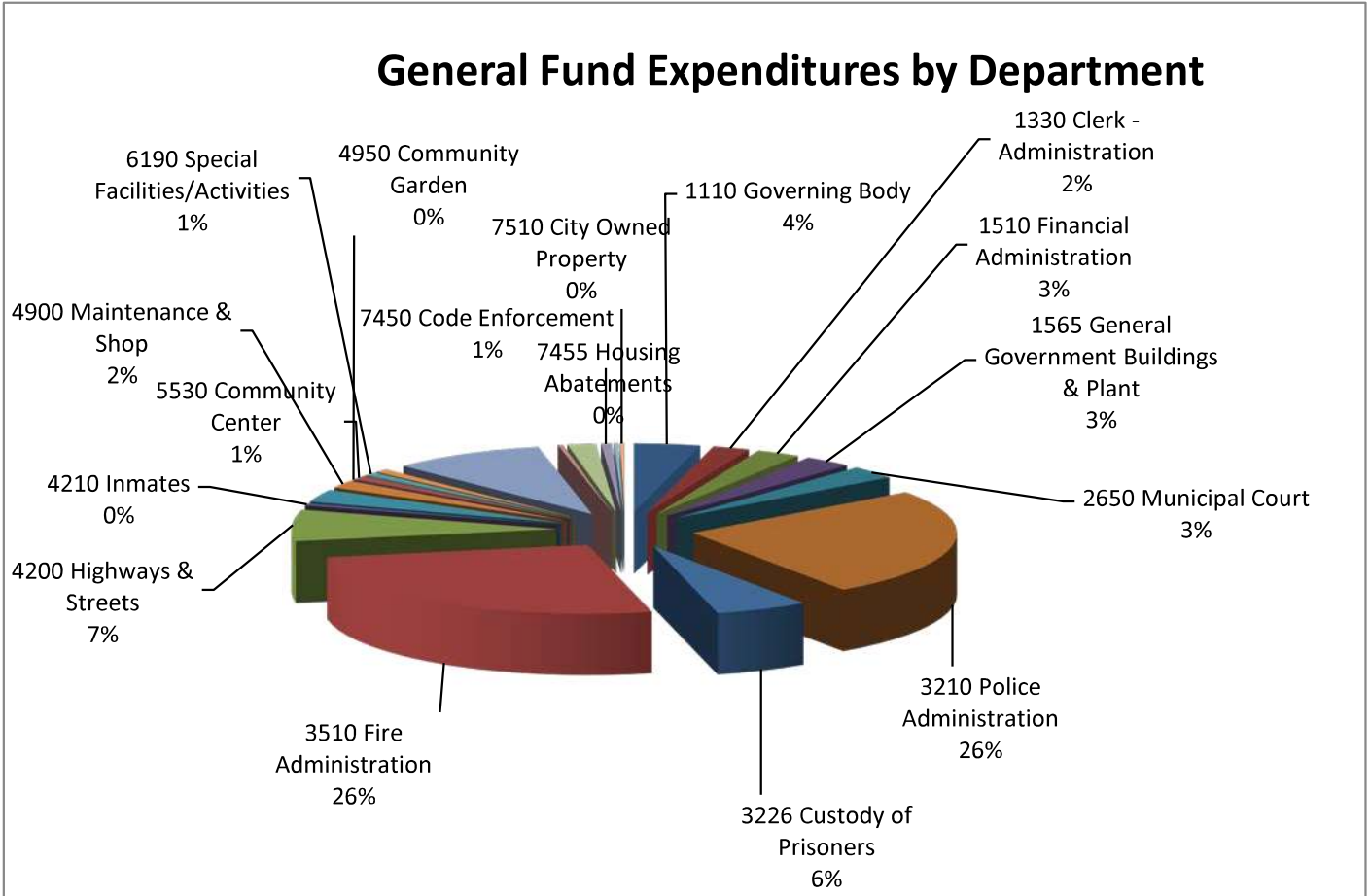
REVENUE (cont.)

Intergovernmental & Charges for Service			
33.7100 SPECIAL PURPOSE - HB 489	104,000.00	104,000.00	0.00
34.1400 PRINT & DUPLICATING SERV	200.00	200.00	0.00
34.2120 ACCIDENT REPORTS	1,000.00	1,000.00	0.00
34.2140 LIFE SCAN FEE	7,000.00	7,000.00	0.00
34.2310 FINGERPRINTING	3,300.00	3,300.00	0.00
34.3220 SERVICE	12,000.00	42,000.00	30,000.00
34.6410 BACKGROUND CHECK FEES	0.00	0.00	0.00
34.6900 OTHER FEES	0.00	0.00	0.00
34.9300 BAD CHECK FEES	1,800.00	1,800.00	0.00
Total Intergovernmental & Charges for Service	129,300.00	159,300.00	30,000.00
Fines & Forfeitures			
35.1170 COURT FINES & FORFEITURES	980,000.00	580,000.00	(400,000.00)
35.1401 COBB 5% VICTIMS FUND	(73,213.00)	(40,600.00)	32,613.00
35.1404 STATE CRIME VICTIMS FUND	(560.00)	(560.00)	0.00
35.1406 POA FUND	(27,986.00)	(11,600.00)	16,386.00
35.1407 POPT FUND	(49,680.00)	(29,400.00)	20,280.00
35.1408 STATE BRAIN & SPINE FUND	(1,360.00)	(1,360.00)	0.00
35.1411 CRIME LAB FEES	(720.00)	(720.00)	0.00
35.1412 COURTWARE ADMIN FEE	(14,240.00)	(8,500.00)	5,740.00
35.1413 POPIDF	(54,800.00)	(32,435.00)	22,365.00
35.1414 DRIVER EDU/TRAINING FUND	(25,200.00)	(14,900.00)	10,300.00
35.141POLICE ACDEMY FUND	(12,720.00)	(7,550.00)	5,170.00
Total Fines & Forfeitures	719,521.00	432,375.00	(287,146.00)
Other Income			
38.1000 RENTS & ROYALTIE	95,000.00	95,000.00	0.00
38.9000 OTHER	39,000.00	39,000.00	0.00
39.1200 OPERATING TRANSFERS IN	353,780.00	0.00	(353,780.00)
Total Other Income	487,780.00	134,000.00	(353,780.00)
Total General Fund Revenue	7,272,476.00	7,155,050.00	(117,426.00)

City of Austell GENERAL FUND (100)

B. Expenditures

Expenditures in the General fund are reported by various departments. Below is a breakdown of the General Fund expenditures by its individual major departments.



**City of Austell
GENERAL FUND (100)**

**SUMMARY OF GENERAL FUND EXPENDITURES
BY DEPARTMENT**

General Fund by Department	2016-17 Fiscal Budget	2017-18 Fiscal Budget	Net Change
1110 Governing Body	262,684.00	273,507.00	10,823.00
1330 Clerk - Administration	173,717.00	152,074.00	(21,643.00)
1510 Financial Administration	165,883.00	181,161.00	15,278.00
1565 General Government Buildings & Plant	199,500.00	199,500.00	0.00
2650 Municipal Court	203,728.00	203,551.00	(177.00)
3210 Police Administration	1,788,986.00	1,729,168.00	(59,818.00)
3226 Custody of Prisoners	357,910.00	384,694.00	26,784.00
3510 Fire Administration	1,732,109.00	1,762,002.00	29,893.00
4200 Highways & Streets	516,303.00	498,908.00	(17,395.00)
4210 Inmates	39,000.00	32,000.00	(7,000.00)
4260 Streetlighting	192,000.00	202,000.00	10,000.00
4900 Maintenance & Shop	130,764.00	122,688.00	(8,076.00)
4950 Community Garden	6,000.00	6,000.00	0.00
5530 Community Center	55,100.00	55,100.00	0.00
6123 Playgrounds	4,000.00	5,200.00	1,200.00
6172 Museum	2,000.00	2,000.00	0.00
6190 Special Facilities/Activities	50,875.00	51,875.00	1,000.00
6195 Employee Gym Facility	55,320.00	55,320.00	0.00
6210 Parks Administration	584,732.00	634,800.00	50,068.00
7210 Protect/Inspection Admin	21,540.00	21,540.00	0.00
7400 Planning & Zoning	103,475.00	117,450.00	13,975.00
7450 Code Enforcement	44,056.00	44,056.00	0.00
7455 Housing Abatements	20,000.00	20,000.00	0.00
7510 City Owned Property	95,000.00	19,000.00	(76,000.00)
9110 Operating Transfers Out	467,794.00	370,705.00	(97,089.00)
Total General Fund	7,272,476.00	7,144,299.00	(128,177.00)

City of Austell
GENERAL FUND (100)
Governing Body (1110)

Governing Body (1110)	2016-17	2017-18	Net
	Fiscal Budget	Fiscal Budget	Change
51.1100 SALARIES & WAGES	134,400.00	134,400.00	0.00
51.2100 GROUP INSURANCE	31,337.00	40,010.00	8,673.00
51.2200 FICA	10,500.00	10,500.00	0.00
51.2400 RETIREMENT	7,272.00	7,272.00	0.00
52.1200 PROFESSIONAL	11,200.00	11,200.00	0.00
52.1300 TECHNICAL	2,000.00	2,000.00	0.00
52.2310 RENTAL OF LAND & BUILDING	1,025.00	1,025.00	0.00
52.3200 COMMUNICATIONS	6,500.00	6,500.00	0.00
52.3300 ADVERTISING	2,000.00	4,000.00	2,000.00
52.3400 PRINTING & BINDING	0.00	300.00	300.00
52.3500 TRAVEL	1,000.00	1,000.00	0.00
52.3600 DUES & FEES	4,500.00	4,500.00	0.00
52.3700 EDUCATION & TRAINING	1,500.00	1,500.00	0.00
52.3900 OTHER	45,000.00	45,000.00	0.00
52.4000 OTHER-BEREVEMENT FUND	900.00	500.00	(400.00)
53.1100 GENERAL SUPPLY & MATERIAL	750.00	1,000.00	250.00
53.1300 FOOD	1,500.00	1,500.00	0.00
53.1450 POSTAGE	500.00	500.00	0.00
53.1600 SMALL EQUIPMENT	0.00	0.00	0.00
53.1700 OTHER SUPPLIES	200.00	200.00	0.00
54.2300 FURNITURE & FIXTURES	0.00	0.00	0.00
54.2500 OTHER EQUIPMENT	500.00	500.00	0.00
57.2000 PAYMENTS TO OTHER AGENCY	100.00	100.00	0.00
	262,684.00	273,507.00	10,823.00

City of Austell
GENERAL FUND (100)
Clerk Administration (1330)

Clerk Administration (1330)	2016-17	2017-18	Net
	Fiscal Budget	Fiscal Budget	Change
51.1100 SALARIES & WAGES	116,514.00	100,000.00	(16,514.00)
51.2101 LIFE INS & STD	979.00	979.00	0.00
51.2200 FICA	8,700.00	8,700.00	0.00
51.2400 RETIREMENT	6,869.00	6,869.00	0.00
51.2700 WORKERS' COMPENSATION	338.00	338.00	0.00
52.1200 PROFESSIONAL	25,000.00	20,000.00	(5,000.00)
52.1300 TECHNICAL	300.00	300.00	0.00
52.2200 REPAIRS & MAINTENANCE	150.00	700.00	550.00
52.3100 INSURANCE, OTHER THAN EMP	6,117.00	5,338.00	(779.00)
52.3300 ADVERTISING	1,200.00	1,200.00	0.00
52.3400 PRINTING & BINDING	600.00	600.00	0.00
52.3500 TRAVEL	500.00	1,000.00	500.00
52.3600 DUES & FEES	750.00	750.00	0.00
52.3700 EDUCATION & TRAINING	1,000.00	1,000.00	0.00
52.3900 OTHER	2,000.00	2,000.00	0.00
53.1100 GENERAL SUPPLY & MATERIAL	900.00	900.00	0.00
53.1400 BOOKS & PERIODICALS	200.00	200.00	0.00
53.1450 POSTAGE	500.00	100.00	(400.00)
53.1600 SMALL EQUIPMENT	400.00	400.00	0.00
53.1700 OTHER SUPPLIES	700.00	700.00	0.00
54.2500 OTHER EQUIPMENT	0.00	0.00	0.00
	173,717.00	152,074.00	(21,643.00)

City of Austell
GENERAL FUND (100)
Financial Administration (1510)

Financial Administration (1510)	2016-17	2017-18	Net
	Fiscal Budget	Fiscal Budget	Change
51.1100 SALARIES & WAGES	130,000.00	130,000.00	0.00
51.2100 GROUP INSURANCE	14,669.00	18,117.00	3,448.00
51.2200 FICA	10,500.00	10,500.00	0.00
51.2400 RETIREMENT	5,585.00	14,013.00	8,428.00
51.2700 WORKERS' COMPENSATION	297.00	3,626.00	3,329.00
52.1300 TECHNICAL	433.00	433.00	0.00
52.3100 INSURANCE, OTHER THAN EMP	899.00	972.00	73.00
52.3400 PRINTING & BINDING	500.00	500.00	0.00
52.3600 DUES & FEES	750.00	750.00	0.00
52.3700 EDUCATION & TRAINING	250.00	250.00	0.00
53.1100 GENERAL SUPPLY & MATERIAL	1,000.00	1,000.00	0.00
54.2500 OTHER EQUIPMENT	1,000.00	1,000.00	0.00
	165,883.00	181,161.00	15,278.00

City of Austell
GENERAL FUND (100)
General Government Building & Plant (1565)

General Government Building & Plant (1565)	2016-17	2017-18	Net
	Fiscal Budget	Fiscal Budget	Change
52.1300 TECHNICAL	45,500.00	45,500.00	0.00
52.2100 CLEANING SERVICES	5,500.00	5,500.00	0.00
52.2200 REPAIRS & MAINTENANCE	4,000.00	4,000.00	0.00
52.3200 COMMUNICATIONS	105,000.00	105,000.00	0.00
53.1100 GENERAL SUPPLY & MATERIAL	1,500.00	1,500.00	0.00
53.1220 NATURAL GAS	4,000.00	4,000.00	0.00
53.1230 ELECTRICITY	34,000.00	34,000.00	0.00
	199,500.00	199,500.00	0.00

City of Austell
GENERAL FUND (100)
Municipal Court (2650)

Municipal Court (2650)	2016-17	2017-18	Net
	Fiscal Budget	Fiscal Budget	Change
51.1100 SALARIES & WAGES	93,084.00	93,084.00	0.00
51.1300 OVERTIME	8,000.00	8,000.00	0.00
51.2100 GROUP INSURANCE	29,960.00	30,212.00	252.00
51.2101 LIFE INS & STD	500.00	500.00	0.00
51.2200 FICA	7,300.00	7,300.00	0.00
51.2400 RETIREMENT	5,853.00	5,853.00	0.00
51.2700 WORKERS' COMPENSATION	314.00	314.00	0.00
52.1200 PROFESSIONAL	46,000.00	46,000.00	0.00
52.1300 TECHNICAL	500.00	500.00	0.00
52.2200 REPAIRS & MAINTENANCE	400.00	700.00	300.00
52.3100 INSURANCE, OTHER THAN EMP	6,117.00	5,338.00	(779.00)
52.3400 PRINTING & BINDING	700.00	700.00	0.00
52.3600 DUES & FEES	500.00	500.00	0.00
52.3700 EDUCATION & TRAINING	750.00	750.00	0.00
52.3900 OTHER	500.00	500.00	0.00
53.1100 GENERAL SUPPLY & MATERIAL	700.00	700.00	0.00
53.1400 BOOKS & PERIODICALS	250.00	250.00	0.00
53.1600 SMALL EQUIPMENT	1,400.00	1,400.00	0.00
53.1700 OTHER SUPPLIES	500.00	500.00	0.00
54.2400 COMPUTERS	400.00	450.00	50.00
	203,728.00	203,551.00	(177.00)

City of Austell
GENERAL FUND (100)
Police Administration (3210)

Police Administration (3210)	2016-17	2017-18	Net
	Fiscal Budget	Fiscal Budget	Change
51.1100 SALARIES & WAGES	977,572.00	977,572.00	0.00
51.1200 TEMPORARY EMPLOYEES	40,000.00	32,000.00	(8,000.00)
51.1300 OVERTIME	103,000.00	103,000.00	0.00
51.2100 GROUP INSURANCE	184,160.00	163,959.00	(20,201.00)
51.2101 LIFE INS & STD	6,000.00	6,000.00	0.00
51.2200 FICA	83,000.00	83,000.00	0.00
51.2400 RETIREMENT	59,133.00	59,133.00	0.00
51.2700 WORKERS' COMPENSATION	39,947.00	39,947.00	0.00
52.1200 PROFESSIONAL	5,000.00	5,000.00	0.00
52.1300 TECHNICAL	1,000.00	0.00	(1,000.00)
52.1310 TECHNICAL/LIFE SCAN FEES	500.00	200.00	(300.00)
52.2200 REPAIRS & MAINTENANCE	35,000.00	30,000.00	(5,000.00)
52.2201 REPAIRS & MAINTENANCE VEHICLES	25,000.00	25,000.00	0.00
52.2205 REPAIRS & MAINTENANCE 800 MHZ	27,000.00	24,000.00	(3,000.00)
52.2320 RENTAL OF EQUIPMENT & VEH	7,000.00	7,000.00	0.00
52.3100 INSURANCE, OTHER THAN EMP	47,494.00	41,557.00	(5,937.00)
52.3200 COMMUNICATIONS	28,800.00	28,800.00	0.00
52.3400 PRINTING & BINDING	2,000.00	2,000.00	0.00
52.3500 TRAVEL	3,000.00	3,000.00	0.00
52.3600 DUES & FEES	1,200.00	1,200.00	0.00
52.3700 EDUCATION & TRAINING	4,000.00	4,000.00	0.00
53.1100 GENERAL SUPPLY & MATERIAL	15,000.00	12,000.00	(3,000.00)
53.1220 NATURAL GAS	2,200.00	2,200.00	0.00
53.1270 GASOLINE & DIESEL FUEL	50,000.00	40,000.00	(10,000.00)
53.1300 FOOD	600.00	600.00	0.00
53.1400 BOOKS & PERIODICALS	0.00	0.00	0.00
53.1450 POSTAGE	500.00	500.00	0.00
53.1600 SMALL EQUIPMENT	6,000.00	6,000.00	0.00
53.1700 OTHER SUPPLIES	8,000.00	8,000.00	0.00
53.1701 UNIFORMS	14,000.00	14,000.00	0.00
54.2400 COMPUTERS	5,000.00	4,500.00	(500.00)
54.2500 OTHER EQUIPMENT	7,880.00	5,000.00	(2,880.00)
	1,788,986.00	1,729,168.00	(59,818.00)

City of Austell
GENERAL FUND (100)
Custody of Prisoners (3226)

Custody of Prisoners (3226)	2016-17	2017-18	Net
	Fiscal Budget	Fiscal Budget	Change
51.1100 SALARIES & WAGES	225,520.00	225,520.00	0.00
51.1300 OVERTIME	20,928.00	20,928.00	0.00
51.2100 GROUP INSURANCE	30,366.00	60,292.00	29,926.00
51.2101 LIFE INS & STD	1,200.00	1,200.00	0.00
51.2200 FICA	18,236.00	18,236.00	0.00
51.2400 RETIREMENT	13,279.00	13,279.00	0.00
51.2700 WORKERS' COMPENSATION	10,280.00	10,280.00	0.00
52.1200 PROFESSIONAL	600.00	600.00	0.00
52.1300 TECHNICAL	0.00	1,000.00	1,000.00
52.2200 REPAIRS & MAINTENANCE	5,000.00	4,000.00	(1,000.00)
52.2201 REPAIRS & MAINTENANCE VEHICLES	500.00	500.00	0.00
52.2300 RENTALS	0.00	0.00	0.00
52.2320 RENTAL OF EQUIPMENT & VEH	3,000.00	3,000.00	0.00
52.3100 INSURANCE, OTHER THAN EMP	15,351.00	13,409.00	(1,942.00)
52.3200 COMMUNICATIONS	1,000.00	1,000.00	0.00
52.3400 PRINTING & BINDING	0.00	0.00	0.00
52.3500 TRAVEL	0.00	0.00	0.00
52.3700 EDUCATION & TRAINING	0.00	0.00	0.00
53.1100 GENERAL SUPPLY & MATERIAL	7,500.00	6,500.00	(1,000.00)
53.1300 FOOD	0.00	400.00	400.00
53.1700 OTHER SUPPLIES	400.00	400.00	0.00
53.1701 UNIFORMS	3,500.00	3,000.00	(500.00)
54.1200 SITE IMPROVEMENTS	0.00	0.00	0.00
54.2300 FURNITURE & FIXTURES	0.00	0.00	0.00
54.2400 COMPUTERS	750.00	750.00	0.00
54.2500 OTHER EQUIPMENT	500.00	400.00	(100.00)
	357,910.00	384,694.00	26,784.00

City of Austell
GENERAL FUND (100)
Fire Administration (3510)

Fire Administration (3510)	2016-17	2017-18	Net
	Fiscal Budget	Fiscal Budget	Change
51.1100 SALARIES & WAGES	996,094.00	1,009,594.00	13,500.00
51.1205 SALARIES & WAGES-TRAINING	25,500.00	25,500.00	0.00
51.1200 TEMPORARY EMPLOYEES	48,000.00	48,000.00	0.00
51.1300 OVERTIME	63,498.00	63,498.00	0.00
51.2100 GROUP INSURANCE	196,055.00	219,405.00	23,350.00
51.2101 LIFE INS & STD	5,400.00	5,400.00	0.00
51.2200 FICA	82,000.00	82,000.00	0.00
51.2400 RETIREMENT	64,955.00	64,955.00	0.00
51.2700 WORKERS' COMPENSATION	19,272.00	19,272.00	0.00
52.1200 PROFESSIONAL	14,000.00	14,000.00	0.00
52.1300 TECHNICAL	3,000.00	3,000.00	0.00
52.2200 REPAIRS & MAINTENANCE	17,000.00	17,000.00	0.00
52.2201 REPAIRS & MAINTENANCE VEHICLES	19,000.00	19,000.00	0.00
52.3100 INSURANCE, OTHER THAN EMP	55,435.00	48,478.00	(6,957.00)
52.3200 COMMUNICATIONS	7,000.00	7,000.00	0.00
52.3400 PRINTING & BINDING	300.00	300.00	0.00
52.3500 TRAVEL	750.00	750.00	0.00
52.3600 DUES & FEES	200.00	200.00	0.00
52.3700 EDUCATION & TRAINING	1,500.00	1,500.00	0.00
53.1100 GENERAL SUPPLY & MATERIAL	7,000.00	7,000.00	0.00
53.1110 GENERAL SUPPLY & MATERIAL OFFICE	1,750.00	1,750.00	0.00
53.1115 GENERAL SUPPLY & MATERIAL EMS SUPPLY	12,000.00	12,000.00	0.00
53.1220 NATURAL GAS	8,000.00	8,000.00	0.00
53.1230 ELECTRICITY	14,000.00	14,000.00	0.00
53.1270 GASOLINE & DIESEL FUEL	14,000.00	14,000.00	0.00
53.1400 BOOKS & PERIODICALS	400.00	400.00	0.00
53.1600 SMALL EQUIPMENT	5,000.00	5,000.00	0.00
53.1700 OTHER SUPPLIES	14,000.00	14,000.00	0.00
53.1701 UNIFORMS	10,000.00	10,000.00	0.00
54.1200 SITE IMPROVEMENTS	2,000.00	2,000.00	0.00
54.2300 FURNITURE & FIXTURES	2,000.00	2,000.00	0.00
54.2400 COMPUTERS	3,000.00	3,000.00	0.00
54.2500 OTHER EQUIPMENT	20,000.00	20,000.00	0.00
	1,732,109.00	1,762,002.00	29,893.00

City of Austell
GENERAL FUND (100)
Highways & Streets (4200)

Highways & Streets (4200)	2016-17	2017-18	Net
	Fiscal Budget	Fiscal Budget	Change
51.1100 SALARIES & WAGES	232,555.00	237,483.00	4,928.00
51.1300 OVERTIME	4,000.00	4,000.00	0.00
51.2100 GROUP INSURANCE	74,125.00	78,409.00	4,284.00
51.2101 LIFE INS & STD	550.00	550.00	0.00
51.2200 FICA	18,746.00	18,746.00	0.00
51.2400 RETIREMENT	11,009.00	11,009.00	0.00
51.2700 WORKERS' COMPENSATION	19,272.00	19,272.00	0.00
52.1200 PROFESSIONAL	5,000.00	2,500.00	(2,500.00)
52.1300 TECHNICAL	5,000.00	2,500.00	(2,500.00)
52.2200 REPAIRS & MAINTENANCE	7,500.00	3,000.00	(4,500.00)
52.2201 REPAIRS & MAINTENANCE VEHICLES	10,000.00	5,000.00	(5,000.00)
52.2202 REPAIR & MAINTENANCE - EQUIPMENT	10,000.00	5,000.00	(5,000.00)
52.2320 RENTAL OF EQUIPMENT & VEH	500.00	500.00	0.00
52.3100 INSURANCE, OTHER THAN EMP	42,546.00	37,189.00	(5,357.00)
52.3200 COMMUNICATIONS	5,000.00	5,000.00	0.00
52.3400 PRINTING & BINDING	500.00	500.00	0.00
52.3600 DUES & FEES	250.00	250.00	0.00
52.3700 EDUCATION & TRAINING	500.00	500.00	0.00
53.1100 GENERAL SUPPLY & MATERIAL	15,000.00	15,000.00	0.00
53.1110 GENERAL SUPPLY & MATERIAL OFFICE	250.00	500.00	250.00
53.1220 NATURAL GAS	2,000.00	2,000.00	0.00
53.1230 ELECTRICITY	2,000.00	2,000.00	0.00
53.1270 GASOLINE & DIESEL FUEL	30,000.00	25,000.00	(5,000.00)
53.1330 FOOD	500.00	500.00	0.00
53.1450 POSTAGE	0.00	0.00	0.00
53.1600 SMALL EQUIPMENT	5,000.00	5,000.00	0.00
53.1700 OTHER SUPPLIES	1,000.00	1,000.00	0.00
53.1701 UNIFORMS	8,500.00	8,500.00	0.00
53.1705 BOOTS	0.00	3,000.00	3,000.00
54.2500 OTHER EQUIPMENT	5,000.00	5,000.00	0.00
	516,303.00	498,908.00	(17,395.00)

City of Austell
GENERAL FUND (100)
Inmates (4210)

Inmates (4210)	2016-17	2017-18	Net
	Fiscal Budget	Fiscal Budget	Change
51.1300 TEMPORARY EMPLOYEES	15,000.00	15,000.00	0.00
52.2201 REPAIRS & MAINTENANCE VEHICLES	2,000.00	2,000.00	0.00
52.2202 REPAIR & MAINTENANCE - EQUIPMENT	5,000.00	5,000.00	0.00
53.1100 GENERAL SUPPLY & MATERIAL	8,000.00	4,000.00	(4,000.00)
53.1270 GASOLINE & DIESEL FUEL	2,000.00	2,000.00	0.00
53.1600 SMALL EQUIPMENT	2,000.00	1,000.00	(1,000.00)
54.2500 OTHER EQUIPMENT	5,000.00	3,000.00	(2,000.00)
57.1000 INTERGOVERNMENTAL	0.00	0.00	0.00
Total Inmates (4210)	39,000.00	32,000.00	(7,000.00)

Streetlighting (4260)

Streetlighting (4260)	2016-17	2017-18	Net
	Fiscal Budget	Fiscal Budget	Change
52.1200 PROFESSIONAL	500.00	500.00	0.00
53.1100 GENERAL SUPPLY & MATERIAL	1,500.00	1,500.00	0.00
53.1230 ELECTRICITY	190,000.00	200,000.00	10,000.00
Total Streetlighting (4260)	192,000.00	202,000.00	10,000.00

**City of Austell
GENERAL FUND (100)**

Maintenance & Shop (4900)

Maintenance & Shop (4900)	2016-17 Fiscal Budget	2017-18 Fiscal Budget	Net Change
51.1100 SALARIES & WAGES	68,620.00	70,000.00	1,380.00
51.1300 OVERTIME	500.00	500.00	0.00
51.2100 GROUP INSURANCE	15,609.00	8,013.00	(7,596.00)
51.2101 LIFE INS & STD	100.00	100.00	0.00
51.2200 FICA	5,250.00	5,250.00	0.00
51.2400 RETIREMENT	4,188.00	4,188.00	0.00
51.2700 WORKERS' COMPENSATION	4,141.00	4,141.00	0.00
52.1200 PROFESSIONAL	2,000.00	1,000.00	(1,000.00)
52.1300 TECHNICAL	500.00	500.00	0.00
52.2200 REPAIRS & MAINTENANCE	0.00	2,000.00	2,000.00
52.2201 REPAIRS & MAINTENANCE VEHICLES	1,500.00	1,000.00	(500.00)
52.2202 REPAIRS & MAINTENANCE EQUIPMENT	500.00	500.00	0.00
52.3100 INSURANCE, OTHER THAN EMP	6,506.00	5,696.00	(810.00)
52.3200 COMMUNICATIONS	1,000.00	1,000.00	0.00
52.3600 DUES & FEES	300.00	300.00	0.00
52.3700 TRAINING	500.00	300.00	(200.00)
53.1100 GENERAL SUPPLY & MATERIAL	7,800.00	5,200.00	(2,600.00)
53.1220 NATURAL GAS	2,000.00	2,000.00	0.00
53.1230 ELECTRICITY	0.00	2,000.00	2,000.00
53.1270 GASOLINE & DIESEL FUEL	1,000.00	1,000.00	0.00
53.1600 SMALL EQUIPMENT	1,500.00	1,000.00	(500.00)
53.1700 OTHER SUPPLIES	750.00	0.00	(750.00)
53.1701 UNIFORMS	1,500.00	1,500.00	0.00
54.2400 COMPUTERS	0.00	2,500.00	2,500.00
54.2500 OTHER EQUIPMENT	5,000.00	3,000.00	(2,000.00)
Total Maintenance Shop (4900)	130,764.00	122,688.00	(8,076.00)

Community Garden (4950)

Community Garden (4950)	2016-17 Fiscal Budget	2017-18 Fiscal Budget	Net Change
52.1200 PROFESSIONAL	1,000.00	1,000.00	0.00
53.1100 GENERAL SUPPLY & MATERIAL	5,000.00	5,000.00	0.00
Total Community Garden (4950)	6,000.00	6,000.00	0.00

City of Austell
GENERAL FUND (100)
Community Center (5530)

	2016-17	2017-18	Net
	Fiscal Budget	Fiscal Budget	Change
Community Center (5530)			
52.1200 PROFESSIONAL	3,200.00	3,200.00	0.00
52.2110 DISPOSAL (E.G. GARBAGE PU)	1,400.00	1,400.00	0.00
52.2130 CUSTODIAL	3,500.00	3,500.00	0.00
52.2200 REPAIRS & MAINTENANCE	4,000.00	4,000.00	0.00
52.3850 CONTRACT LABOR	7,000.00	7,000.00	0.00
53.1100 GENERAL SUPPLY & MATERIAL	3,000.00	3,000.00	0.00
53.1220 NATURAL GAS	3,500.00	3,500.00	0.00
53.1230 ELECTRICITY	20,000.00	20,000.00	0.00
53.1600 SMALL EQUIPMENT	2,000.00	2,000.00	0.00
53.1700 OTHER SUPPLIES	0.00	0.00	0.00
54.1200 SITE IMPROVEMENTS	3,000.00	3,000.00	0.00
54.2100 MACHINERY	4,500.00	4,500.00	0.00
Total Community Center (5530)	55,100.00	55,100.00	0.00

Playgrounds (6123)

	2016-17	2017-18	Net
	Fiscal Budget	Fiscal Budget	Change
Playgrounds (6123)			
53.1100 GENERAL SUPPLY & MATERIAL	0.00	1,200.00	1,200.00
54.2500 OTHER EQUIPMENT	4,000.00	4,000.00	0.00
Total Playgrounds (6123)	4,000.00	5,200.00	1,200.00

Museum (6172)

	2016-17	2017-18	Net
	Fiscal Budget	Fiscal Budget	Change
Museum (6172)			
52.3850 CONTRACT LABOR	0.00	0.00	0.00
53.1100 GENERAL SUPPLY & MATERIAL	2,000.00	2,000.00	0.00
Total Museum (6172)	2,000.00	2,000.00	0.00

City of Austell
GENERAL FUND (100)
Special Facilities/Activities (6190)

	2016-17	2017-18	Net
	Fiscal Budget	Fiscal Budget	Change
Special Facilities/Activities (6190)			
51.1200 TEMPORARY	5,000.00	5,000.00	0.00
51.1300 OVERTIME	0.00	9,000.00	9,000.00
51.2200 FICA	1,075.00	1,075.00	0.00
52.1200 PROFESSIONAL	2,000.00	2,000.00	0.00
52.2200 REPAIRS & MAINTENANCE	5,000.00	2,000.00	(3,000.00)
52.3300 ADVERTISING	800.00	800.00	0.00
53.1100 GENERAL SUPPLY & MATERIAL	35,000.00	30,000.00	(5,000.00)
53.1230 ELECTRICITY	500.00	500.00	0.00
53.1300 FOOD	1,500.00	1,500.00	0.00
Total Special Facilities/Activities (6190)	50,875.00	51,875.00	1,000.00

Employee Gym Facility (6195)

	2016-17	2017-18	Net
	Fiscal Budget	Fiscal Budget	Change
Employee Gym Facility (6195)			
51.1100 SALARIES & WAGES	31,000.00	31,000.00	0.00
51.2200 FICA	1,320.00	1,320.00	0.00
52.1200 PROFESSIONAL	4,000.00	4,000.00	0.00
52.2130 CUSTODIAL	3,000.00	3,000.00	0.00
52.2200 REPAIRS & MAINTENANCE	3,000.00	3,000.00	0.00
53.1100 GENERAL SUPPLY & MATERIAL	4,000.00	4,000.00	0.00
54.2500 OTHER EQUIPMENT	9,000.00	9,000.00	0.00
Total Employee Gym Facility (6195)	55,320.00	55,320.00	0.00

City of Austell
GENERAL FUND (100)
Parks Administration (6210)

Parks Administration (6210)	2016-17	2017-18	Net
	Fiscal Budget	Fiscal Budget	Change
51.1100 SALARIES & WAGES	301,000.00	350,000.00	49,000.00
51.1200 TEMPORARY EMPLOYEES	30,000.00	20,000.00	(10,000.00)
51.1300 OVERTIME	12,000.00	5,000.00	(7,000.00)
51.2100 GROUP INSURANCE	44,865.00	44,247.00	(618.00)
51.2101 LIFE INS & STD	1,900.00	1,900.00	0.00
51.2200 FICA	22,025.00	22,025.00	0.00
51.2400 RETIREMENT	17,663.00	17,663.00	0.00
51.2700 WORKERS' COMPENSATION	3,399.00	3,399.00	0.00
52.1200 PROFESSIONAL	4,000.00	3,000.00	(1,000.00)
52.2200 REPAIRS & MAINTENANCE	5,000.00	7,000.00	2,000.00
52.2201 REPAIRS & MAINTENANCE VEHICLES	3,000.00	5,000.00	2,000.00
52.2202 REPAIRS & MAINTENANCE EQUIPMENT	5,000.00	5,000.00	0.00
52.2320 RENTAL OF EQUIPMENT & VEHICLE	0.00	1,000.00	1,000.00
52.3100 INSURANCE, OTHER THAN EMP	18,380.00	16,066.00	(2,314.00)
52.3200 COMMUNICATIONS	4,000.00	4,000.00	0.00
53.1100 GENERAL SUPPLY & MATERIAL	25,000.00	30,000.00	5,000.00
53.1120 GENERAL SUPPLY & MATERIAL- INMATES	0.00	0.00	0.00
53.1220 NATURAL GAS	4,000.00	1,000.00	(3,000.00)
53.1230 ELECTRICITY	20,000.00	20,000.00	0.00
53.1270 GASOLINE & DIESEL FUEL	19,000.00	19,000.00	0.00
53.1300 FOOD	500.00	500.00	0.00
53.1600 SMALL EQUIPMENT	5,000.00	5,000.00	0.00
53.1701 UNIFORMS	4,000.00	4,000.00	0.00
54.1200 SITE IMPROVEMENTS	25,000.00	30,000.00	5,000.00
54.2500 OTHER EQUIPMENT	10,000.00	20,000.00	10,000.00
Total Parks Administration (6210)	584,732.00	634,800.00	50,068.00

City of Austell
GENERAL FUND (100)
Protect/Inspection Admin (7210)

	2016-17	2017-18	Net
	Fiscal Budget	Fiscal Budget	Change
Protect/Inspection Admin (7210)			
51.1100 SALARIES & WAGES	18,640.00	18,640.00	0.00
51.1300 OVERTIME	0.00	0.00	0.00
51.2200 FICA	1,500.00	1,500.00	0.00
52.3700 EDUCATION & TRAINING	700.00	700.00	0.00
53.1100 GENERAL SUPPLY & MATERIAL	400.00	400.00	0.00
53.1400 BOOKS & PERIODICALS	300.00	300.00	0.00
Total Protect/Inspection Admin (7210)	21,540.00	21,540.00	0.00

Planning & Zoning (7400)

	2016-17	2017-18	Net
	Fiscal Budget	Fiscal Budget	Change
Planning & Zoning (7400)			
51.1100 SALARIES & WAGES	47,000.00	101,000.00	54,000.00
52.2200 FICA	6,800.00	7,750.00	950.00
52.1200 PROFESSIONAL	46,675.00	0.00	(46,675.00)
52.3300 ADVERTISING	700.00	2,000.00	1,300.00
52.3400 PRINTING & BINDING	0.00	500.00	500.00
52.3700 TRAINING	2,000.00	5,000.00	3,000.00
53.1100 GENERAL SUPPLY & MATERIAL	300.00	1,200.00	900.00
Total Planning & Zoning (7400)	103,475.00	117,450.00	13,975.00

City of Austell
GENERAL FUND (100)
Code Enforcement (7450)

	2016-17	2017-18	Net
Code Enforcement (7450)	Fiscal Budget	Fiscal Budget	Change
51.1100 SALARIES & WAGES	35,000.00	35,000.00	0.00
51.2200 FICA	2,295.00	2,295.00	0.00
51.2400 RETIREMENT	1,808.00	1,808.00	0.00
51.2700 WORKERS' COMPENSATION	1,403.00	1,403.00	0.00
52.2201 REPAIRS & MAINTENANCE-VEHICLES	2,000.00	2,000.00	0.00
52.3200 COMMUNICATIONS	700.00	700.00	0.00
52.3500 TRAVEL	0.00	0.00	0.00
52.3700 EDUCATION & TRAINING	0.00	0.00	0.00
53.1100 GENERAL SUPPLY & MATERIAL	100.00	100.00	0.00
53.1700 OTHER SUPPLIES	0.00	0.00	0.00
53.1701 UNIFORMS	750.00	750.00	0.00
Total Code Enforcement (7450)	44,056.00	44,056.00	0.00

House Abatements (7455)

	2016-17	2017-18	Net
Spring Street Property (7455)	Fiscal Budget	Fiscal Budget	Change
52.1205 PROFESSIONAL SERVICES-DEMOLITION	13,500.00	13,500.00	0.00
52.3300 ADVERTISING	1,000.00	1,000.00	0.00
53.1100 GENERAL SUPPLY & MATERIAL	5,000.00	5,000.00	0.00
53.1450 POSTAGE	500.00	500.00	0.00
Total Spring Street Property (7455)	20,000.00	20,000.00	0.00

City Owned Property (7510)

	2016-17	2017-18	Net
City Owned Property (7510)	Fiscal Budget	Fiscal Budget	Change
52.1200 PROFESSIONAL	1,000.00	4,000.00	3,000.00
52.2200 REPAIRS & MAINTENANCE	3,000.00	3,000.00	0.00
53.1100 GENERAL SUPPLY & MATERIAL	20,000.00	2,000.00	(18,000.00)
53.1230 ELECTRICITY	1,000.00	1,000.00	0.00
54.1200 IMPROVEMENTS	70,000.00	9,000.00	(61,000.00)
Total City Owned Property (7510)	95,000.00	19,000.00	(76,000.00)

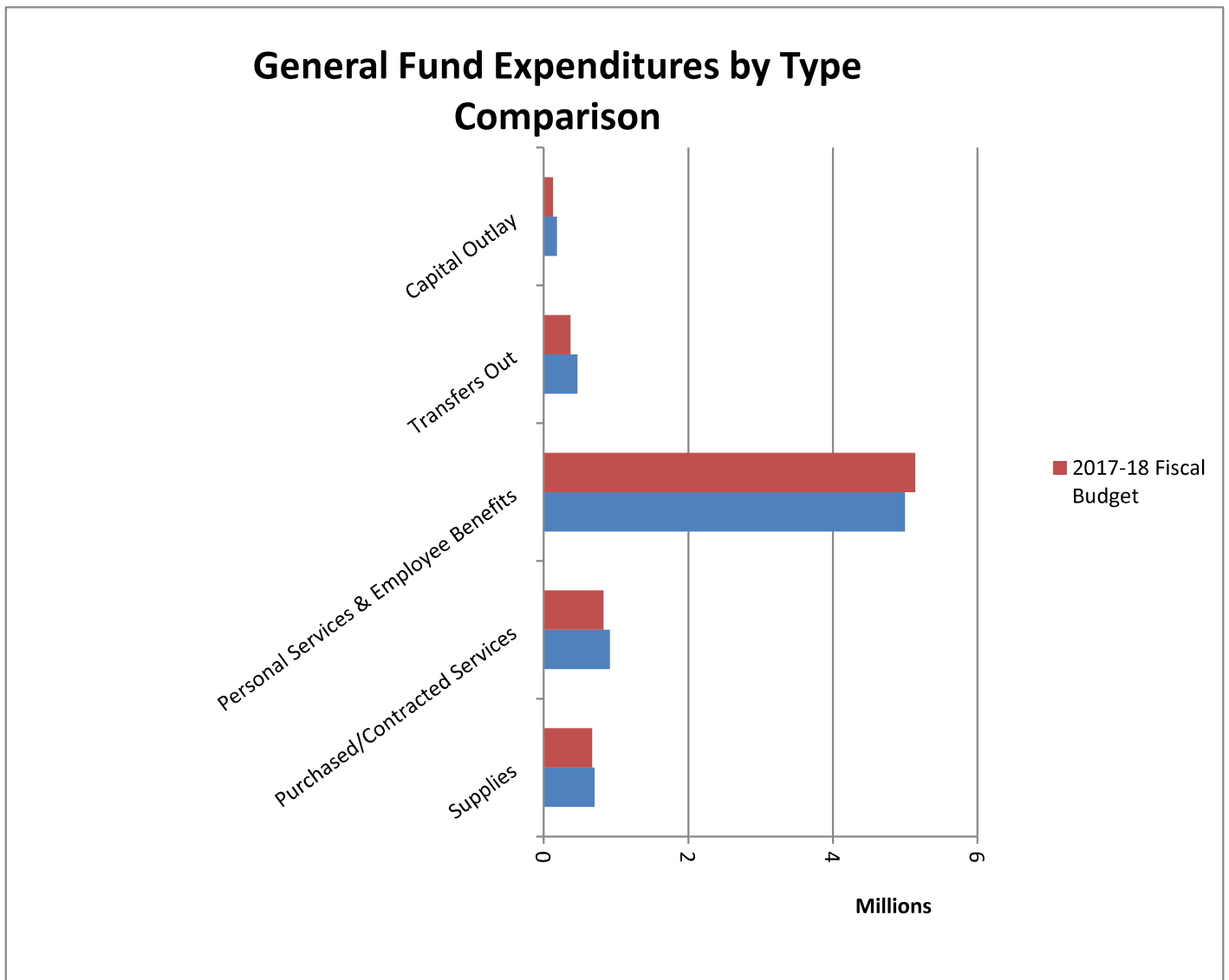
Operating Transfers (9110)

	2016-17	2016-17	Net
Operating Transfers-Out (9110)	Fiscal Budget	Fiscal Budget	Change
61.2110 OPERATING TRANSFERS OUT-E-911	467,794.00	370,705.00	(97,089.00)
Total Operating Transfers-Out (9110)	467,794.00	370,705.00	(97,089.00)

City of Austell
GENERAL FUND (100)
SUMMARY INFORMATION

The chart below displays the General Fund Expenditures by type and compares the 2016-17 fiscal budget with the 2017-18 fiscal budget.

	2016-17 Fiscal Budget	2017-18 Fiscal Budget	Net Change	Net Change %
Supplies	707,600.00	672,750.00	(34,850.00)	-5%
Purchased/Contracted Services	917,828.00	828,001.00	(89,827.00)	-10%
Personal Services & Employee Benefits	4,995,724.00	5,140,243.00	144,519.00	3%
Transfers Out	467,794.00	370,705.00	(97,089.00)	-21%
Capital Outlay	183,530.00	132,600.00	(50,930.00)	-28%
Grand Total	7,272,476.00	7,144,299.00	(128,177.00)	-2%



**City of Austell
CONFISCATED ASSETS
(210)**

Overview

A. Revenue

The revenue generated by this fund comes from money and/or property confiscated in a drug seizure. This money is held in escrow until the case is settled in court, at which time the City owns the property.

	REVENUE		
	2016-17	2017-18	Net
	Fiscal Budget	Fiscal Budget	Change
Fines & Forfeitures			
35.1320 CONFISCATED PROPERTIES	500.00	500.00	0.00
Total Fines & Forfeitures	500.00	500.00	0.00

B. Expenditures

Expenditures under the Confiscated Assets fund is limited to training and equipment for public safety.

	EXPENDITURES		
	2016-17	2017-18	Net
	Fiscal Budget	Fiscal Budget	Change
Confiscated Assets Fund			
53.1700 OTHER SUPPLIES	500.00	500.00	0.00
Total Confiscated Assets Fund	500.00	500.00	0.00

City of Austell
E-911
(215)

Description

The E-911 Fund is used to provide communication and dispatch services to our public safety departments.

Overview

A. Revenue

A telecommunication tax on both landline and wireless services provide revenue for the E-911 fund. also included in their revenue are transfers from the General Fund and Fund Balance carried over from previous years.

	REVENUE		
	2016-17	2017-18	Net
	Fiscal Budget	Fiscal Budget	Change
E-911			
34.2500 E-911 CHARGES	117,000.00	117,000.00	0.00
34.6410 BACKGROUND CHECK FEES	12,000.00	12,000.00	0.00
36.1000 INTEREST REVENUE	200.00	200.00	0.00
39.1200 OPERATING TRANSFERS IN	467,794.00	370,705.00	(97,089.00)
	596,994.00	499,905.00	(97,089.00)

City of Austell
E-911
(215)

B. Expenditures

Expenditures for the E-911 fund are for the operations and management of the City's telecommunicators.

E-911 Fund (3800)	EXPENDITURES		
	2016-17	2017-18	Net
	Fiscal Budget	Fiscal Budget	Change
51.1100 SALARIES & WAGES	309,000.00	242,831.00	66,169.00
51.1300 OVERTIME	77,500.00	59,978.00	17,522.00
51.2100 GROUP INSURANCE	55,494.00	48,510.00	6,984.00
51.2101 LIFE INS & STD	200.00	200.00	0.00
51.2200 FICA	28,500.00	28,500.00	0.00
51.2400 RETIREMENT	19,554.00	13,221.00	6,333.00
51.2700 WORKERS' COMPENSATION	7,342.00	5,860.00	1,482.00
52.1200 PROFESSIONAL	1,500.00	1,500.00	0.00
52.1300 TECHNICAL	0.00	2,000.00	(2,000.00)
52.2200 REPAIRS & MAINTENANCE	16,000.00	16,000.00	0.00
52.3100 INSURANCE, OTHER THAN EMP	28,604.00	25,005.00	3,599.00
52.3200 COMMUNICATIONS	40,000.00	40,000.00	0.00
52.3400 PRINTING & BINDING	300.00	300.00	0.00
52.3500 TRAVEL	2,500.00	2,500.00	0.00
52.3600 DUES & FEES	0.00	0.00	0.00
52.3700 EDUCATION & TRAINING	1,000.00	500.00	500.00
53.1100 GENERAL SUPPLY & MATERIAL	5,000.00	5,000.00	0.00
53.1300 FOOD	0.00	0.00	0.00
53.1400 BOOKS & PERIODICALS	0.00	500.00	(500.00)
53.1450 POSTAGE	0.00	0.00	0.00
53.1700 OTHER SUPPLIES	0.00	0.00	0.00
53.1701 UNIFORMS	3,500.00	4,000.00	(500.00)
54.2400 COMPUTERS	1,000.00	1,000.00	0.00
54.2500 OTHER EQUIPMENT	0.00	2,500.00	(2,500.00)
	596,994.00	499,905.00	97,089.00

City of Austell MULTIPLE GRANT (250)

Description

The Multiple Grant Fund represents grant revenues and matching funds for moneys received by state and federal agencies.

Overview

A. Revenue

Revenue from the grant fund comes from proceeds of our CDBG grants with Cobb County.

	REVENUE		
	2016-17	2017-18	Net
	Fiscal Budget	Fiscal Budget	Change
Grant Fund (250)			
33.1100 INTERGOVERNMENTAL-POLICE	0.00	0.00	0.00
33.1100 INTERGOVERNMENTAL-PARKS	20,000.00	20,000.00	0.00
Total Grant Fund (250)	20,000.00	20,000.00	0.00

B. Expenditures

Expenditures for the Grant fund is limited to the purchase and maintenance of playground equipment.

	EXPENDITURES		
	2016-17	2017-18	Net
	Fiscal Budget	Fiscal Budget	Change
Parks (6210)			
54.2500 OTHER EQUIPMENT	20,000.00	20,000.00	0.00
Total Parks (6210)	20,000.00	20,000.00	0.00
Total Grant Expenditures	20,000.00	20,000.00	0.00

**City of Austell
HOTEL/MOTEL
(275)**

Overview

A. Revenue

The revenue generated by the Hotel/Motel fund comes from the tax charged on daily room rates. The current percentage charge for Hotel/Motel tax is 8%.

	REVENUE		
	2016-17	2017-18	Net
	Fiscal Budget	Fiscal Budget	Change
Taxes			
31.4100 HOTEL / MOTEL	3,200.00	3,200.00	0.00
Total Taxes	3,200.00	3,200.00	0.00

B. Expenditures

Expenditures for the Hotel/Motel fund is limited to those items that promote tourism and economic growth.

	EXPENDITURES		
	2016-17	2017-18	Net
	Fiscal Budget	Fiscal Budget	Change
Hotel/Motel Fund			
52.3600 DUES & FEES	3,200.00	3,200.00	0.00
Total Hotel/Motel Fund	3,200.00	3,200.00	0.00

**City of Austell
THREADMILL
(311)**

Description

The Threamill Fund is for the operations and management of the Threadmill Mall property.

Overview

A. Revenue

Rental income from Threadmill tenants generates a majority of the revenue for this fund. Also included in their revenue are transfers from the General Fund.

	REVENUE		
	2016-17 Fiscal Budget	2016-17 Fiscal Budget	Net Change
Threadmill Revenue			
36.1000 INTEREST	300.00	300.00	0.00
38.1000 RENTS & ROYALTIES-T/MILL	1,311,346.00	1,325,000.00	13,654.00
39.1000 OPERATING TRANSFERS IN	192,797.00	274,089.00	81,292.00
Total Threadmill Revenue	1,504,443.00	1,599,389.00	94,946.00

City of Austell
THREADMILL
(311)

B. Expenditures

Expenditures for the Threadmill Fund are for the management and operations as well as debt service for the Threadmill Mall property.

EXPENDITURES
General Gov't Building & Plants (1565)

General Gov't Building & Plants (1565)	2016-17 Fiscal Budget	2016-17 Fiscal Budget	Net Change
51.1100 SALARIES & WAGES	239,908.00	239,908.00	0.00
51.1300 OVERTIME	7,000.00	7,000.00	0.00
51.2100 GROUP INSURANCE	39,038.00	56,856.00	17,818.00
51.2101 LIFE INS & STD	1,500.00	1,500.00	0.00
51.2200 FICA	21,557.00	21,557.00	0.00
51.2400 RETIREMENT	11,995.00	11,995.00	0.00
51.2700 WORKERS' COMPENSATION	5,692.00	5,692.00	0.00
52.1100 OFFICIAL ADMINISTRATIVE	0.00	0.00	0.00
52.1200 PROFESSIONAL	90,000.00	25,000.00	(65,000.00)
52.1300 TECHNICAL	31,500.00	25,000.00	(6,500.00)
52.2110 DISPOSAL (E.G. GARBAGE PU	0.00	0.00	0.00
52.2200 REPAIRS & MAINTENANCE	38,000.00	100,000.00	62,000.00
52.2201 REPAIRS & MAINTENANCE VEHIC	4,000.00	4,000.00	0.00
52.2320 RENTAL OF EQUIPMENT & VEH	4,500.00	1,500.00	(3,000.00)
52.3100 INSURANCE, OTHER THAN EMP	12,713.00	11,111.00	(1,602.00)
52.3200 COMMUNICATIONS	4,500.00	5,500.00	1,000.00
52.3600 DUES & FEES	400.00	400.00	0.00
52.3850 CONTRACT LABOR	5,000.00	80,000.00	75,000.00
53.1100 GENERAL SUPPLY & MATERIAL	45,000.00	35,000.00	(10,000.00)
53.1210 WATER / SEWERAGE	15,000.00	25,000.00	10,000.00
53.1220 NATURAL GAS	10,000.00	10,000.00	0.00
53.1230 ELECTRICITY	305,000.00	340,000.00	35,000.00
53.1270 GASOLINE & DIESEL FUEL	5,000.00	5,000.00	0.00
53.1300 FOOD	750.00	750.00	0.00
53.1450 POSTAGE	0.00	0.00	0.00
53.1600 SMALL EQUIPMENT	3,000.00	3,000.00	0.00
53.1700 OTHER SUPPLIES	2,000.00	2,000.00	0.00
53.1701 UNIFORMS	2,000.00	5,000.00	3,000.00
54.1200 SITE IMPROVEMENTS	15,000.00	15,000.00	0.00
54.2100 MACHINERY	20,000.00	15,000.00	(5,000.00)
54.2300 FURNITURE & FIXTURES	0.00	0.00	0.00
54.2400 COMPUTERS	3,000.00	3,000.00	0.00
54.2500 OTHER EQUIPMENT	6,000.00	2,000.00	(4,000.00)
Total General Gov't Building & Plants (1565)	949,053.00	1,057,769.00	108,716.00

**City of Austell
THREADMILL
(311)**

EXPENDITURES cont.

Debt Service Threadmill (8110)

Debt Service Threadmill (8110)

58.1300 PRINCIPAL-OTHER DEBT	459,000.00	459,000.00	0.00
58.2300 INTEREST-OTHER DEBT	96,390.00	82,620.00	(13,770.00)
Total Debt Service Threadmill (8110)	555,390.00	541,620.00	(13,770.00)
Total Threadmill Expenditures	1,504,443.00	1,599,389.00	94,946.00

City of Austell
Previous Cobb Co. SPLOST
(325)

Description

2011 Cobb County SPLOST Fund represents a special purpose local option sales tax distributed by Cobb County.

Overview

A 1% additional sales tax for 2011 Referendum.

PROJECT	ORIGINAL EXTIMATED COST	EXPENDITURES			ESTIMATED PERCENT COMPLETE
		BEGINNING OF YEAR	CURRENT YEAR	TO DATE	
TIER 1 PROJECTS					
TRANSPORATION-					
Improvements	2,137,355.00	1,914,313.46	223,041.54	2,137,355.00	100.00%
Equipment	665,957.00	669,459.00		669,459.00	100.53%
PARKS -					
Improvements	968,046.00	808,425.57		808,425.57	83.51%
Equipment	200,000.00	375,078.00		375,078.00	187.54%
PUBLIC SAFETY -					
Improvements	5,828.00			0.00	0.00%
Equipment	695,000.00	615,479.00	79,521.00	695,000.00	100.00%
TOTAL TIER 1 PROJECTS	4,672,186.00	4,382,755.03	302,562.54	4,685,317.57	100.28%
TIER 2 PROJECTS					
TRANSPORATION-					
Improvements	2,340,000.00	0.00	499,354.00	499,354.00	21.34%
PARKS -					
Other projects	725,000.00			0.00	0.00%
PUBLIC SAFETY -					
Other Projects	435,000.00	103,732.00	275,000.00	378,732.00	87.06%
Fire Equipment	60,000.00	53,771.00	0.00	53,771.00	89.62%
TOTAL TIER 1 PROJECTS	3,560,000.00	157,503.00	774,354.00	931,857.00	26.18%
TOTAL PROJECTS	8,232,186.00	4,540,258.03	1,076,916.54	5,617,174.57	68.23%

City of Austell
Current Cobb Co. SPLOST
(335)

Description

2016 Cobb County SPLOST Fund represents a special purpose local option sales tax distributed by Cobb County.

Overview

A 1% additional sales tax for 2016 Referendum.

PROJECT	ORIGINAL EXTIMATED COST	EXPENDITURES			ESTIMATED PERCENT COMPLETE
		BEGINNING OF YEAR	CURRENT YEAR	TO DATE	
TIER 1 PROJECTS					
TRANSPORATION-					
Improvements	2,784,506.00	334,149.80	750,000.00	1,084,149.80	38.94%
Equipment	801,922.00	284,674.50	250,000.00	534,674.50	66.67%
PARKS -					
Improvements	1,381,345.00	753,153.12	500,000.00	1,253,153.12	90.72%
Equipment	300,000.00	300,000.00		300,000.00	100.00%
PUBLIC SAFETY -					
Improvements	56,912.00	30,000.00	25,000.00	55,000.00	96.64%
Equipment	1,017,175.00	456,400.00	300,000.00	756,400.00	74.36%
TOTAL PROJECTS	6,341,860.00	2,158,377.42	1,825,000.00	3,983,377.42	62.81%

**City of Austell
HMGP Grant Fund
(340)**

Description

The HMGP Grant fund accounts for the funds awarded by GEMA and FEMA to purchase substantially damaged properties during the 2009 Flood.

Overview

A. Revenue

Revenue for this fund are reimbursements from FEMA and GEMA.

	REVENUE		
	2016-17	2017-18	Net
	Fiscal Budget	Fiscal Budget	Change
Revenue			
33.1201 ACQUISITION COSTS	175,000.00	175,000.00	0.00
Total Revenue (340)	175,000.00	175,000.00	0.00

B. Expenditures

Expenditures for the HMGP fund include professional services for land acquisition costs.

	EXPENDITURES		
	2016-17	2017-18	Net
	Fiscal Budget	Fiscal Budget	Change
HMGP FUND (3460)			
52.1200 PROFESSIONAL	175,000.00	175,000.00	0.00
Total HMGP (3460)	175,000.00	175,000.00	0.00

**City of Austell
WATER/SEWER
(505)**

Description

The Water Fund provides operations and maintenance for City owned water and sewerage services. It also maintains the stormwater infrastructure.

Overview

A. Revenue

Revenue for the water department comes from charges for service such as water/sewer charges, tap fees and SDF fees.

	REVENUE		
	2016-17	2017-18	Net
	Fiscal Budget	Fiscal Budget	Change
Water Fund Revenue			
32.2900 PERMIT FEES (FATS, OI, GREASE)	2,000.00	2,000.00	0.00
34.4210 WATER CHARGES	1,291,000.00	1,200,000.00	(91,000.00)
34.4255 SEWERAGE CHARGES	1,745,000.00	1,830,000.00	85,000.00
34.4259 WATER CUT ON FEES	55,000.00	55,000.00	0.00
34.4261 SDF FEES	5,000.00	5,000.00	0.00
34.4264 OTHER - SITE PLAN REVIEW	0.00	0.00	0.00
34.4265 COBB CO SDF FEES	0.00	0.00	0.00
34.4266 VMH SEWER DEDICATION FEES	0.00	0.00	0.00
34.4270 UB PENALTY FEES	65,000.00	65,000.00	0.00
34.6901 OTHER FEES	2,000.00	2,000.00	0.00
34.6902 WATER TAP FEES	5,000.00	5,000.00	0.00
34.6903 SEWER BACKFLOW VALVES	500.00	500.00	0.00
39.1200 OPERATING TRANSFERS IN	0.00	144,195.00	144,195.00
Total Water Fund Revenue	3,170,500.00	3,308,695.00	138,195.00

**City of Austell
WATER/SEWER
(505)**

B. Expenditures

Expenditures for the Water fund is divided between four operations department and one department dedicated to capital improvements.

**SUMMARY OF WATER FUND EXPENDITURES
BY DEPARTMENT**

General Fund by Department	2016-17 Fiscal Budget	2017-18 Fiscal Budget	Net Change
4310 Sewage	1,116,518.00	1,134,323.00	(17,805.00)
4410 Water Administration	361,018.00	378,896.00	(17,878.00)
4440 Distribution	1,219,135.00	1,521,387.00	(302,252.00)
9110 Transfers Out	473,829.00	274,089.00	199,740.00
Total General Fund By Department	3,170,500.00	3,308,695.00	(138,195.00)

City of Austell
WATER/SEWER
(505)
Sewerage (4310)

Sewerage (4310)	2016-17	2017-18	Net
	Fiscal Budget	Fiscal Budget	Change
51.1100 SALARIES & WAGES	98,963.00	105,000.00	6,037.00
51.1300 OVERTIME	2,500.00	4,000.00	1,500.00
51.2200 FICA	7,571.00	7,571.00	0.00
51.2201 GROUP INSURANCE	7,640.00	9,058.00	1,418.00
51.2400 RETIREMENT	4,900.00	5,000.00	100.00
51.2700 WORKERS' COMPENSATION	5,144.00	5,144.00	0.00
52.1200 PROFESSIONAL	4,000.00	3,000.00	(1,000.00)
52.1300 TECHNICAL	3,000.00	3,000.00	0.00
52.2200 REPAIRS & MAINTENANCE	0.00	5,000.00	5,000.00
52.2201 REPAIRS & MAINTENANCE -VEHICLE	7,500.00	5,000.00	(2,500.00)
52.2320 RENTAL OF EQUIPMENT & VEHICLE	2,500.00	2,500.00	0.00
52.3200 COMMUNICATIONS	1,500.00	1,500.00	0.00
52.3600 DUES & FEES	250.00	250.00	0.00
52.3700 EDUCATION & TRAINING	300.00	300.00	0.00
53.1100 GENERAL SUPPLY & MATERIAL	10,000.00	10,000.00	0.00
53.1220 NATURAL GAS	2,000.00	2,000.00	0.00
53.1230 ELECTRICITY	2,000.00	2,000.00	0.00
53.1270 GASOLINE & DIESEL FUEL	750.00	1,000.00	250.00
53.1300 FOOD	500.00	2,000.00	1,500.00
53.1701 UNIFORMS	500.00	500.00	0.00
54.1200 SITE IMPROVEMENTS	0.00	0.00	0.00
54.1400 INFRASTRUCTURE	2,000.00	2,000.00	0.00
54.2500 OTHER EQUIPMENT	10,000.00	7,500.00	(2,500.00)
57.1000 INTERGOVERNMENTAL	942,000.00	950,000.00	8,000.00
57.3000 PAYMENTS TO OTHERS	1,000.00	1,000.00	0.00
Total Sewerage (4310)	1,116,518.00	1,134,323.00	17,805.00

**City of Austell
WATER/SEWER
(505)**

Water Administration (4410)

Water Administration (4410)	2016-17 Fiscal Budget	2017-18 Fiscal Budget	Net Change
51.1100 SALARIES & WAGES	185,400.00	185,400.00	0.00
51.1300 OVERTIME	3,639.00	3,639.00	0.00
51.2100 GROUP INSURANCE	39,030.00	58,543.00	19,513.00
51.2101 LIFE INS & STD	750.00	750.00	0.00
51.2200 FICA	14,100.00	14,100.00	0.00
51.2400 RETIREMENT	11,054.00	11,054.00	0.00
51.2700 WORKERS' COMPENSATION	594.00	594.00	0.00
52.1200 PROFESSIONAL	30,000.00	30,000.00	0.00
52.1300 TECHNICAL	21,000.00	21,000.00	0.00
52.2200 REPAIRS & MAINTENANCE	1,000.00	1,000.00	0.00
52.2320 RENTAL OF EQUIPMENT & VEH	8,448.00	8,448.00	0.00
52.3100 INSURANCE, OTHER THAN EMP	13,103.00	11,468.00	(1,635.00)
52.3200 COMMUNICATIONS	1,700.00	1,700.00	0.00
52.3400 PRINTING & BINDING	4,700.00	4,700.00	0.00
52.3500 TRAVEL	0.00	0.00	0.00
52.3600 DUES & FEES	0.00	0.00	0.00
52.3700 EDUCATION & TRAINING	600.00	600.00	0.00
52.3850 CONTRACT LABOR	0.00	0.00	0.00
52.3900 OTHER	100.00	100.00	0.00
53.1100 GENERAL SUPPLY & MATERIAL	10,000.00	10,000.00	0.00
53.1450 POSTAGE	13,800.00	13,800.00	0.00
53.1600 SMALL EQUIPMENT	2,000.00	2,000.00	0.00
54.2300 FURNITURE & FIXTURES	0.00	0.00	0.00
54.2400 COMPUTERS	0.00	0.00	0.00
54.2500 OTHER EQUIPMENT	0.00	0.00	0.00
57.4000 BAD DEBTS	0.00	0.00	0.00
Total Water Administration (4410)	361,018.00	378,896.00	17,878.00

**City of Austell
WATER/SEWER
(505)**

Water Distribution (4440)

Water Distribution (4440)	2016-17 Fiscal Budget	2017-18 Fiscal Budget	Net Change
51.1100 SALARIES & WAGES	350,639.00	400,000.00	49,361.00
51.1200 TEMPORARY EMPLOYEES	0.00	0.00	0.00
51.1300 OVERTIME	10,000.00	10,000.00	0.00
51.2100 GROUP INSURANCE	48,586.00	85,378.00	36,792.00
51.2101 LIFE INS & STD	3,300.00	3,300.00	0.00
51.2200 FICA	26,813.00	26,813.00	0.00
51.2400 RETIREMENT	21,710.00	21,710.00	0.00
51.2600 UNEMPLOYMENT	6,000.00	6,000.00	0.00
51.2700 WORKERS' COMPENSATION	17,869.00	17,869.00	0.00
52.1200 PROFESSIONAL	60,000.00	25,000.00	(35,000.00)
52.1300 TECHNICAL	10,000.00	7,500.00	(2,500.00)
52.2200 REPAIRS & MAINTENANCE	0.00	2,500.00	2,500.00
52.2201 REPAIRS & MAINTENANCE VEHICLES	2,500.00	5,000.00	2,500.00
52.2202 REPAIR & MAINTENANCE - EQUIPMENT	2,000.00	2,000.00	0.00
52.2320 RENTAL OF EQUIPMENT & VEH	3,000.00	3,000.00	0.00
52.3100 INSURANCE, OTHER THAN EMP	29,234.00	25,567.00	(3,667.00)
52.3200 COMMUNICATIONS	7,000.00	7,000.00	0.00
52.3300 ADVERTISING	0.00	250.00	250.00
52.3400 PRINTING & BINDING	3,000.00	3,000.00	0.00
52.3500 TRAVEL	1,000.00	1,000.00	0.00
52.3600 DUES & FEES	4,000.00	4,000.00	0.00
52.3700 EDUCATION & TRAINING	2,500.00	2,500.00	0.00
52.3900 OTHER-REBATES	2,500.00	2,500.00	0.00
53.1100 GENERAL SUPPLY & MATERIAL	40,000.00	20,000.00	(20,000.00)
53.1102 METERS	40,000.00	60,000.00	20,000.00
53.1220 NATURAL GAS	2,000.00	2,000.00	0.00
53.1230 ELECTRICITY	3,000.00	3,000.00	0.00
53.1270 GASOLINE & DIESEL FUEL	15,000.00	10,000.00	(5,000.00)
53.1300 FOOD	500.00	500.00	0.00
53.1400 BOOKS & PERIODICALS	500.00	500.00	0.00
53.1450 POSTAGE	0.00	0.00	0.00
53.1510 WATER FOR RESALE	466,484.00	700,000.00	233,516.00
53.1600 SMALL EQUIPMENT	2,000.00	3,000.00	1,000.00
53.1700 OTHER SUPPLIES	2,000.00	2,000.00	0.00
53.1701 UNIFORMS	5,000.00	7,500.00	2,500.00
54.1400 INFRASTRUCTURE	25,000.00	25,000.00	0.00
54.2400 COMPUTERS	0.00	0.00	0.00
54.2500 OTHER EQUIPMENT	5,000.00	25,000.00	20,000.00
57.3000 PAYMENTS TO OTHERS	1,000.00	1,000.00	0.00
Total Water Distribution (4440)	1,219,135.00	1,521,387.00	302,252.00

**City of Austell
WATER/SEWER
(505)**

Operating Transfers (9110)

	2016-17 Fiscal Budget	2017-18 Fiscal Budget	Net Change
Operating Transfers-Out (9110)			
61.2110 OPERATING TRANSFERS OUT	473,829.00	274,089.00	(199,740.00)
Total Operating Transfers-Out (9110)	473,829.00	274,089.00	(199,740.00)
Total Water Expenditures	3,170,500.00	3,308,695.00	138,195.00

**City of Austell
STORMWATER
(515)**

Description

The stormwater management fund is used to fund all storm water management functions

Overview

A. Revenue

Revenue for the stormwater management fund comes from a \$5 charge ERU's per month per year. Also included in their revenue are transfers from the Water Fund.

REVENUE

	2016-17 Fiscal Budget	2016-17 Fiscal Budget	Net Change
Solid Waste			
34.4260 STORMWATER UTILITY	399,056.00	399,056.00	0.00
34.4262 CONSTRUCTION LDP PERMITS	200.00	200.00	0.00
34.4263 NPDES (STORMWATER)	500.00	500.00	0.00
39.1200 OPERATING TRANSFERS IN	0.00	0.00	0.00
	399,756.00	399,756.00	0.00

**City of Austell
STORMWATER
(515)**

B. Expenditures

Expenditures for the stormwater management fund are for the operations and management of the City's stormwater management services.

EXPENDITURES

Stormwater Management (4320)	2016-17 Fiscal Budget	2016-17 Fiscal Budget	Net Change
51.1100 SALARIES & WAGES	108,930.00	108,930.00	0.00
51.1200 TEMPORARY EMPLOYEES	0.00	0.00	0.00
51.1300 OVERTIME	2,000.00	2,000.00	0.00
51.2100 GROUP INSURANCE	15,608.00	26,430.00	10,822.00
51.2101 LIFE INS & STD	0.00	0.00	0.00
51.2200 FICA	8,334.00	8,334.00	0.00
51.2400 RETIREMENT	9,804.00	9,804.00	0.00
51.2600 UNEMPLOYMENT	0.00	0.00	0.00
51.2700 WORKERS' COMPENSATION	17,160.00	17,160.00	0.00
52.1200 PROFESSIONAL	15,000.00	15,000.00	0.00
52.1300 TECHNICAL	5,000.00	5,000.00	0.00
52.2200 REPAIRS & MAINTENANCE	0.00	3,000.00	3,000.00
52.2201 REPAIRS & MAINTENANCE VEHICLES	1,000.00	1,000.00	0.00
52.2202 REPAIRS & MAINTENANCE EQUIPMENT	5,000.00	5,000.00	0.00
52.3100 INSURANCE, OTHER THAN EMP	9,625.00	8,403.00	(1,222.00)
52.3200 COMMUNICATIONS	2,000.00	2,000.00	0.00
52.3300 ADVERTISING	0.00	0.00	0.00
52.3400 PRINTING & BINDING	5,000.00	4,000.00	(1,000.00)
52.3500 TRAVEL	1,500.00	1,500.00	0.00
52.3600 DUES & FEES	5,000.00	2,500.00	(2,500.00)
52.3700 EDUCATION & TRAINING	3,000.00	2,500.00	(500.00)
52.3710 EDUCATION & TRAINING-PUBLIC	10,000.00	7,500.00	(2,500.00)
52.3850 CONTRACT LABOR	0.00	0.00	0.00
53.1100 GENERAL SUPPLY & MATERIAL	12,000.00	7,500.00	(4,500.00)
53.1270 GASOLINE & DIESEL FUEL	8,000.00	8,000.00	0.00
53.1300 FOOD	500.00	500.00	0.00
53.1400 BOOKS & PERIODICALS	500.00	500.00	0.00
53.1450 POSTAGE	500.00	500.00	0.00
53.1600 SMALL EQUIPMENT	4,000.00	4,000.00	0.00
53.1700 OTHER SUPPLIES	500.00	500.00	0.00
53.1701 UNIFORMS	3,000.00	4,000.00	1,000.00
54.2400 COMPUTERS	0.00	0.00	0.00
54.2500 OTHER EQUIPMENT	0.00	0.00	0.00
Total Stormwater Management (4320)	252,961.00	255,561.00	2,600.00

City of Austell
STORMWATER
Operating Transfers (9110)

	2016-17 Fiscal Budget	2016-17 Fiscal Budget	Net Change
Operating Transfers-Out (9110)			
61.2110 OPERATING TRANSFERS OUT	146,795.00	144,195.00	(2,600.00)
Total Operating Transfers-Out (9110)	146,795.00	144,195.00	(2,600.00)
Total Stormwater Expenditures	399,756.00	399,756.00	0.00

City of Austell
SOLID WASTE MANAGEMENT
(540)

Description

The solid waste fund is used to fund all solid waste management functions

Overview

A. Revenue

Revenue for the solid waste fund comes from the sale of garbage bags and recycling charges. Also included in their revenue are transfers from the General Fund.

	REVENUE		
	2016-17	2016-17	Net
	Fiscal Budget	Fiscal Budget	Change
Solid Waste			
34.4170 OTHER CHARGES-GARBAGE BAGS	298,000.00	310,000.00	12,000.00
34.4190 OTHER CHARGES-RECYCLING	95,000.00	98,000.00	3,000.00
39.1200 OPERATING TRANSFERS IN	74,117.00	0.00	(74,117.00)
	467,117.00	408,000.00	(59,117.00)

City of Austell
SOLID WASTE MANAGEMENT
(540)

B. Expenditures

Expenditures for the solid waste fund are for the operations and management of the City's garbage and recycling services.

EXPENDITURES

Solid Waste Fund (4520)	2016-17 Fiscal Budget	2016-17 Fiscal Budget	Net Change
51.1100 SALARIES & WAGES	29,932.00	0.00	29,932.00
51.1300 OVERTIME	250.00	0.00	250.00
51.2100 GROUP INSURANCE	6,404.00	0.00	6,404.00
51.2101 LIFE INS & STD	1,500.00	0.00	1,500.00
51.2200 FICA	2,289.00	0.00	2,289.00
51.2400 RETIREMENT	1,847.00	0.00	1,847.00
51.2700 WORKERS' COMPENSATION	1,765.00	0.00	1,765.00
52.1200 PROFESSIONAL (Garbage Service)	307,000.00	310,000.00	(3,000.00)
52.1201 PROFESSIONAL (Recycling)	97,850.00	98,000.00	(150.00)
52.1300 TECHNICAL	0.00	0.00	0.00
52.2110 DISPOSAL (E.G. GARBAGE PU	15,000.00	0.00	15,000.00
52.2200 REPAIRS & MAINTENANCE	0.00	0.00	0.00
52.2201 REPAIRS & MAINTENANCE VEHICLES	1,000.00	0.00	1,000.00
52.2202 REPAIRS & MAINTENANCE EQUIPMENT	0.00	0.00	0.00
52.3100 INSURANCE, OTHER THAN EMP	180.00	0.00	180.00
52.3200 COMMUNICATIONS	0.00	0.00	0.00
52.3300 ADVERTISING	200.00	0.00	200.00
52.3400 PRINTING & BINDING	500.00	0.00	500.00
52.3600 DUES & FEES	0.00	0.00	0.00
52.3700 EDUCATION & TRAINING	0.00	0.00	0.00
53.1100 GENERAL SUPPLY & MATERIAL	100.00	0.00	100.00
53.1110 GENERAL SUPPLY - OFFICE	0.00	0.00	0.00
53.1220 NATURAL GAS	0.00	0.00	0.00
53.1230 ELECTRICITY	0.00	0.00	0.00
53.1270 GASOLINE & DIESEL FUEL	500.00	0.00	500.00
53.1550 GARBAGE BAGS	0.00	0.00	0.00
53.1700 OTHER SUPPLIES	300.00	0.00	300.00
53.1701 UNIFORMS	500.00	0.00	500.00
54.2500 OTHER EQUIPMENT	0.00	0.00	0.00
	467,117.00	408,000.00	59,117.00

**City of Austell
AACIC
(785)**

Overview

A. Revenue

The revenue generated by interest on railroad principle.

	REVENUE		
	2016-17	2017-18	Net
	Fiscal Budget	Fiscal Budget	Change
Interest			
36.1000 INTEREST REVENUE	96,390.00	82,620.00	(13,770.00)
Total Interest Revenue	96,390.00	82,620.00	(13,770.00)

B. Expenditures

Expenditures for the AACIC fund is limited to those expenditures approved by the AACIC board.

	EXPENDITURES		
	2016-17	2017-18	Net
	Fiscal Budget	Fiscal Budget	Change
AACIC Fund			
57.1000 OTHER	96,390.00	82,620.00	(13,770.00)
Total AACIC Fund	96,390.00	82,620.00	(13,770.00)

Salary Grid Police for 2017-18

Police Officer - Non-Certified Step 1								
Communications & Detention Officer Step 1, Step 2 after Certification								
Range 1P	Step 1	Step 2	Step 3	Step 4	Step 5	Step 6	Step 7	3% ONLY Step 8
Annual	24,772.80	26,020.80	27,331.20	28,704.00	30,139.20	31,636.80	33,217.60	34,881.60
Weekly	476.40	500.40	525.60	552.00	579.60	608.40	638.80	670.80
Hourly	11.91	12.51	13.14	13.80	14.49	15.21	15.97	16.77
3% ONLY								
Range 2P	Step 1	Step 2	Step 3	Step 4	Step 5	Step 6	Step 7	3% ONLY Step 8
Annual	30,992.00	32,541.60	34,168.68	35,877.11	37,670.97	39,554.52	41,532.24	43,608.86
Weekly	596.00	625.80	657.09	689.94	724.44	760.66	798.70	838.63
Hourly	14.90	15.65	16.43	17.25	18.11	19.02	19.97	20.97
3% ONLY								
Sergeant	Step 1	Step 2	Step 3	Step 4	Step 5	Step 6	Step 7	3% ONLY Step 8
Annual	31,595.20	36,575.39	34,833.71	36,575.39	38,404.16	40,324.37	42,340.59	44,457.62
Weekly	607.60	637.98	669.88	703.37	738.54	775.47	814.24	854.95
Hourly	15.19	15.95	16.75	17.58	18.46	19.39	20.36	21.37
3% ONLY								
Lieutenant	Step 1	Step 2	Step 3	Step 4	Step 5	Step 6	Step 7	3% ONLY Step 8
Annual	35,527.42	37,303.79	39,168.98	41,127.43	43,183.80	45,342.99	47,610.14	49,990.65
Weekly	683.22	717.38	753.25	790.91	830.46	871.98	915.58	961.36
Hourly	17.08	17.93	18.83	19.77	20.76	21.80	22.89	24.03

Salary Grid for 2017-18

GENERAL		CDL or Mechanic Certified Automatic 2 Step Increase/Part time Community Cntr Security \$9.00 per hour											3% Only	
Range 1	Step 1	Step 2	Step 3	Step 4	Step 5	Step 6	Step 7	Step 8	Step 9	Step 10	Step 11	Step 10	Step 11	
Annual	25,105.60	26,353.60	27,664.00	29,057.60	30,513.60	32,032.00	33,633.60	35,318.40	37,086.40	38,937.60	40,892.80	38,937.60	40,892.80	
Weekly	482.80	506.80	532.00	558.80	586.80	616.00	646.80	679.20	713.20	748.80	786.40	748.80	786.40	
Hourly	12.07	12.67	13.30	13.97	14.67	15.40	16.17	16.98	17.83	18.72	19.66	18.72	19.66	

Range 2	Step 1	Step 2	Step 3	Step 4	Step 5	Step 6	Step 7	Step 8	Step 9	Step 10	Step 11
Annual	26,956.80	28,308.80	29,723.20	31,200.00	32,760.00	34,403.20	36,129.60	37,939.20	39,832.00	41,828.80	43,929.60
Weekly	518.40	544.40	571.60	600.00	630.00	661.60	694.80	729.60	766.00	804.40	844.80
Hourly	12.96	13.61	14.29	15.00	15.75	16.54	17.37	18.24	19.15	20.11	21.12

Range 3	Step 1	Step 2	Step 3	Step 4	Step 5	Step 6	Step 7	Step 8	Step 9	Step 10	Step 11
Annual	30,139.20	31,636.80	33,217.60	34,881.60	36,628.80	38,459.20	40,372.80	42,390.40	44,512.00	46,737.60	49,067.20
Weekly	579.60	608.40	638.80	670.80	704.40	739.60	776.40	815.20	856.00	898.80	943.60
Hourly	14.49	15.21	15.97	16.77	17.61	18.49	19.41	20.38	21.40	22.47	23.59

Supervisor		Step 1	Step 2	Step 3	Step 4	Step 5	Step 6	Step 7	Step 8	Step 9	Step 10	Step 11
Annual	32,926.40	34,569.60	36,296.00	38,105.60	40,019.20	42,016.00	44,116.80	46,321.60	48,630.40	51,064.00	53,622.40	
Weekly	633.20	664.80	698.00	732.80	769.60	808.00	848.40	890.80	935.20	982.00	1,031.20	
Hourly	15.83	16.62	17.45	18.32	19.24	20.20	21.21	22.27	23.38	24.55	25.78	

Assistant Director (Salaried)		Step 1	Step 2	Step 3	Step 4	Step 5	Step 6	Step 7	Step 8	Step 9	Step 10	Step 11
Annual	35,527.42	37,303.79	39,168.98	41,127.43	43,183.80	45,342.99	47,610.14	49,990.65	52,490.18	55,114.69	57,870.42	
Weekly	683.22	717.38	753.25	790.91	830.46	871.98	915.58	961.36	1,009.43	1,059.90	1,112.89	
Hourly	17.08	17.93	18.83	19.77	20.76	21.80	22.89	24.03	25.24	26.50	27.82	

Directors (Salaried)		Step 1	Step 2	Step 3	Step 4	Step 5	Step 6	Step 7	Step 8	Step 9	Step 10	Step 11
Annual	44,398.24	46,618.15	48,949.06	51,396.51	53,966.34	56,664.66	59,497.89	62,472.78	65,596.42	68,876.24	72,320.05	
Weekly	853.81	896.50	941.33	988.39	1,037.81	1,089.71	1,144.19	1,201.40	1,261.47	1,324.54	1,390.77	
Hourly	21.35	22.41	23.53	24.71	25.95	27.24	28.60	30.03	31.54	33.11	34.77	

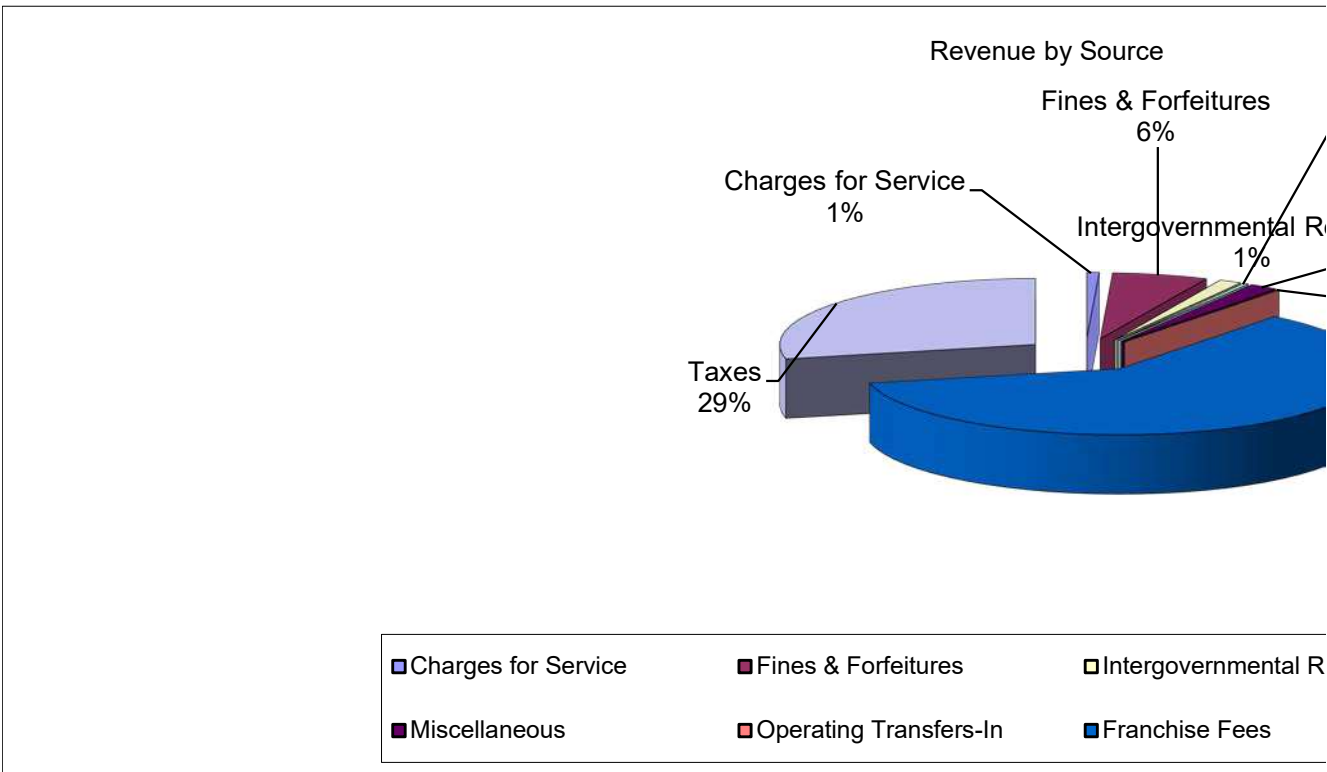
Salary Grid Fire for 2017-18

Fireman - Certified Reserve Firemen will be paid at the step 2 rate									
Range 1F	Step 1	Step 2	Step 3	Step 4	Step 5	Step 6	Step 7	Step 8	3% ONLY Step 9
Annual	30,407.94	31,928.34	33,524.76	35,201.00	36,961.05	38,809.10	40,749.56	42,787.04	44,926.39
Weekly	584.77	614.01	644.71	676.94	710.79	746.33	783.65	822.83	863.97
Hourly	11.03	11.59	12.16	12.77	13.41	14.08	14.79	15.53	16.30

Lieutenant									
Range 2F	Step 1	Step 2	Step 3	Step 4	Step 5	Step 6	Step 7	Step 8	3% ONLY Step 9
Annual	33,945.78	35,643.07	37,425.22	39,296.48	41,261.30	43,324.37	45,490.59	47,765.12	50,153.38
Weekly	652.80	685.44	719.72	755.70	793.49	833.16	874.82	918.56	964.49
Hourly	12.32	12.93	13.58	14.26	14.97	15.72	16.51	17.33	18.20

Captain									
Range 3F	Step 1	Step 2	Step 3	Step 4	Step 5	Step 6	Step 7	Step 8	3% ONLY Step 9
Annual	37,454.39	39,327.11	41,293.47	43,358.14	45,526.05	47,802.35	50,192.47	52,702.09	54,283.15
Weekly	720.28	756.29	794.11	833.81	875.50	919.28	965.24	1,013.50	1,043.91
Hourly	13.59	14.27	14.98	15.73	16.52	17.34	18.21	19.12	19.70

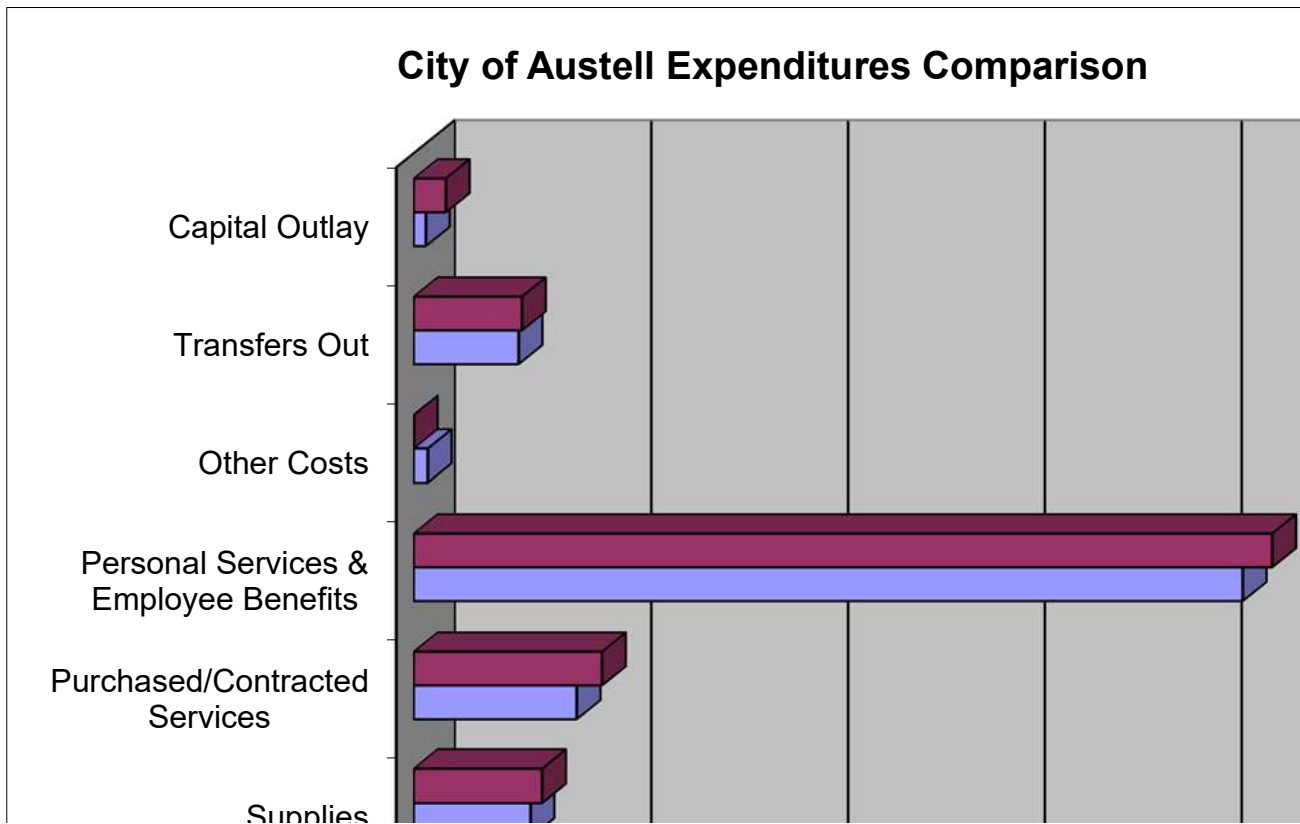
Charges for Service	55,300.00
Fines & Forfeitures	432,375.00
Intergovernmental Revenues	104,000.00
Licenses & Permits	24,575.00
Miscellaneous	134,000.00
Operating Transfers-In	0.00
Franchise Fees	4,365,000.00
Taxes	2,039,800.00
	7,155,050.00

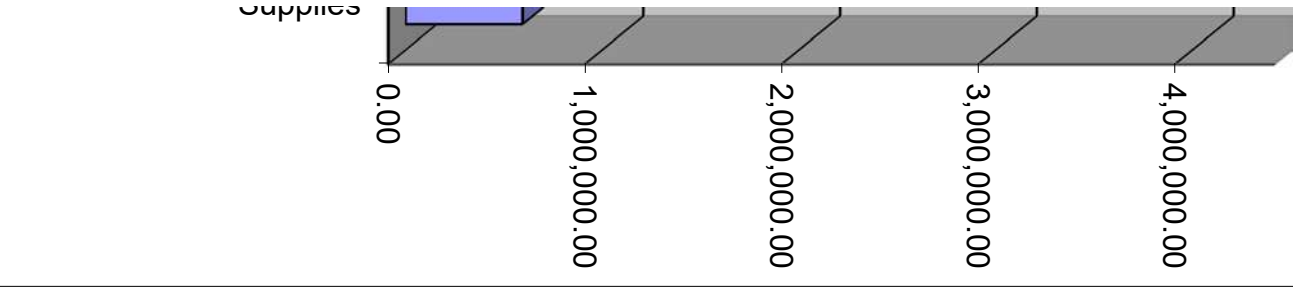



1110 Governing Body	273,507.00
1330 Clerk - Administration	152,074.00
1510 Financial Administration	181,161.00
1565 General Government Buildings & Plant	199,500.00
2650 Municipal Court	203,551.00
3210 Police Administration	1,729,168.00
3226 Custody of Prisoners	384,694.00
3510 Fire Administration	1,762,002.00

4200 Highways & Streets	498,908.00
4210 Inmates	32,000.00
4260 Streetlighting	202,000.00
4900 Maintenance & Shop	122,688.00
4950 Community Garden	6,000.00
5530 Community Center	55,100.00
6123 Playgrounds	5,200.00
6172 Museum	2,000.00
6190 Special Facilities/Activities	51,875.00
6195 Employee Gym Facility	55,320.00
6210 Parks Administration	634,800.00
7210 Protect/Inspection Admin	21,540.00
7400 Planning & Zoning	117,450.00
7450 Code Enforcement	44,056.00
7455 Housing Abatements	20,000.00
7510 City Owned Property	19,000.00

	2013-14	2014-15
Supplies	593,425.00	
Purchased/Contracted Services	827,995.00	652,450.00
Personal Services & Employee Benefits	4,212,670.00	956,920.00
Other Costs	71,017.00	4,362,143.00
Transfers Out	532,882.00	0.00
Capital Outlay	61,400.00	549,904.00
		163,000.00







revenues Licenses & Permits
 Taxes



Supplies	518,100.00	520,800.00
Purchased/Contracted Services	772,537.00	815,011.00
Personal Services & Employee Benefits	4,393,580.00	4,348,099.00
Other Costs	90,000.00	90,000.00
Debt Service	21,565.00	108,814.00
Transfers Out	298,357.00	536,497.00
Capital Outlay	62,750.00	74,850.00

